

BMW
3 Series Touring

318i	318d
320i	320d
325i/xi	325d
330i/xi	330d/xd
335i/xi	335d



Sheer
Driving Pleasure



From a potentially unlimited number
of possible designs, only one will do:
the one that's the most beautiful.



The fine art of dynamics.



Power alone is not enough.



An exciting automobile also needs
something that allows you to relax.





**This co-driver knows everything.
Even how to be silent.**

Loads of space here.
But no room for compromise.



■ Standard equipment

□ Optional equipment



□ **Xenon headlights for low and high beam, including four parking light rings** and automatic headlight range control, provide much better illumination of the road ahead at night or in poor visibility.

□ **Adaptive Headlights** for improved visibility in bends: headlights are directed into the bend when cornering (only available in conjunction with Xenon headlights).



□ **Headlight washing system** ensures optimum headlight brightness in all kinds of weather. When the lights are on, the headlights are automatically cleaned in parallel with the windscreen.



■ **Ornamental front grille** with special surround and chrome kidney grille slats. Models with four-cylinder in-line engines (318i, 320i, 318d and 320d) come with the kidney grille slats in Black.



□ **Rain sensor with automatic driving lights control:** Once activated, the rain sensor will automatically switch on the windscreen wipers when it begins to rain, adjusting the wiper frequency in line with rainfall intensity. The integrated automatic driving lights control will switch on the low beam automatically at dusk and in tunnels.



□ **High-beam assistant** supports the driver at night by automatically switching to low beam when there is oncoming traffic or another car ahead, or when the road is sufficiently illuminated.




■ **Door sill finishers** with polished chrome inlay.



□ **Park Distance Control (PDC)**, for front and rear or rear only, facilitates the process of parking and manoeuvring in confined spaces, giving you an acoustic signal for the distance between your car and an obstacle. In conjunction with the navigation system, PDC will also provide a visual indication on the monitor display.



□ **Trailer tow hitch**, incl. trailer stability control, with electric unlocking via a switch in the luggage compartment. If the trailer hitch is not needed, it can be folded away mechanically.



■ **Brake Force Display** helps vehicles travelling behind you to evaluate your braking more accurately: in the event of an emergency stop, the illuminated area of the brake lights is increased. So traffic travelling behind can tell in an instant the difference between a light tap on the brake pedal and a hard stop.

■ Standard equipment □ Optional equipment



■ **Steel wheels with full wheel covers**, 7 J x 16", 205/55 R 16 tyres (standard on 318i, 320i and 318d).



□ **BMW light-alloy wheels** double-spoke styling 156, 7 J x 16", 205/55 R 16 tyres (standard on 325i and 320d).



□ **BMW light-alloy wheels** double-spoke styling 268, 7 J x 16", 205/55 R 16 tyres.



□ **BMW light-alloy wheels** star-spoke styling 155, 7 J x 16", 225/50 R 16 tyres.



□ **BMW light-alloy wheels** star-spoke styling 158, 8 J x 17", 225/45 R 17 tyres, (standard on 330i, 335i, 325d, 330d and 335d).



□ **BMW light-alloy wheels** star-spoke styling 159, 8 J x 17", 225/45 R 17 tyres.



□ **BMW light-alloy wheels** radial-spoke styling 160, 8 J x 17", 225/45 R 17 tyres.



□ **BMW light-alloy wheels** double-spoke styling 161 with mixed tyres, 8 J x 17" wheels and 225/45 R 17 tyres at the front, 8.5 J x 17" wheels and 255/40 R 17 tyres at the rear.



□ **BMW light-alloy wheels** ellipsoid-spoke styling 162 with mixed tyres, 8 J x 18" wheels and 225/40 R 18 tyres at the front, 8.5 J x 18" wheels and 255/35 R 18 tyres at the rear.

■ Standard equipment

□ Optional equipment



■ **Standard steering wheel** (375 mm diameter), three spokes.



□ **Leather steering wheel** (375 mm diameter), three spokes, incl. gearshift lever handle with chrome trim and handbrake lever handle finished in leather (standard on 330i, 335i, 330d and 335d). Shown here with multifunction buttons.



□ **Leather sports steering wheel** (369 mm diameter), three spokes, incl. gearshift lever handle and steering wheel with chrome trim and handbrake lever handle finished in leather, multifunction buttons for remote control of radio/telephone (both optional); also available without multifunction buttons.



□ **M leather steering wheel:** Provides excellent grip due to its thicker rim. The integrated (optional) multifunction buttons can be used to operate the radio, CD player and telephone (if present).



■ **Start/Stop button** for starting the engine. After inserting your ignition key, you can start and stop the engine by pressing this button.



□ **Cruise control** stores any desired speed upwards of approx. 30 km/h and maintains it, as displayed on the instrument panel. After accelerating, the system automatically returns to the pre-set speed. Braking deactivates this function. The six-cylinder models come with an additional braking function.



□ **Active Cruise Control** enables comfortable driving at a pre-selected speed. When driving in columns of traffic, your BMW automatically adapts to the speed of the preceding vehicle and maintains a preset distance. (Only available for six-cylinder models.)



■ **Instrument panel** with analogue indicators and red backlighting, speedometer with integrated fuel level display, rev counter with fuel consumption display, LC display for total and trip mileage counter, outside temperature display and clock.



■ **On-board computer** displays information about average speed, average fuel consumption and range.



■ **Shift Point Display** for models with six-speed manual transmission: calculates which gear is the most economical, depending on your driving style, and advises you when to shift up or down a gear.



■ **Auto Start/Stop display** in the Info Display indicates when the engine has been turned off by the Auto Start/Stop function (e.g. when waiting at a traffic light or in congestion). The display goes off when the engine automatically restarts. (For all four-cylinder models with manual transmission.)



□ **Navigation system Business¹** incl. DVD drive, iDrive Controller, functional bookmarks and MP3 decoder. Directions are given via maps and arrows displayed on a 6.5" monitor. Additional function: independent ventilation.
 □ **Navigation system Professional¹** (shown here) same features as Business; plus CD drive and 8.8" monitor with 3D map display.



□ **TV function.** The 8.8" display can be used as a TV set while the vehicle is stationary. Enables reception of terrestrial TV programmes in analogue and digital (DVB-T) format (only in combination with navigation system Professional*).



□ **Auxiliary heating with remote control** – ideal in winter and on cold days. When you get into your car, the windows are already free of ice and the interior is cosy and warm.



■ **Air conditioning system**, incl. micro filter and air re-circulation switch, ensures comfortable climatic conditions in the vehicle interior at any time of the year, with manual adjustment of air volume and distribution.



□ **Automatic air conditioning**, incl. AAR, microfilter, fogging and solar sensors and residual heat button, rapidly provides the desired climatic conditions in the vehicle interior and maintains the selected temperature. With individual temperature control at the front (left/right) and climatized storage compartment in the centre console, incl. rear air vent and air conditioning.



■ **Radio BMW Business CD**, 4-channel amplifier, aerial diversity, AUX-IN connection, scan function, CD drive, automatic volume control, six loudspeakers (four mid-range speakers/tweeters and two central subwoofers under the front seats).



□ **Radio BMW Professional**, same features as BMW Business CD, with additional MP3 decoder.
 □ **DAB Tuner** additionally enables reception of digital audio broadcasts.

¹ Navigation system not available in all countries. Please consult your BMW partner.

■ Standard equipment

□ Optional equipment



□ **HiFi loudspeaker system** with ten loudspeakers for brilliant sound.

□ **HiFi System Professional LOGIC7** provides truly outstanding sound. 13 loudspeakers and the adjustable surround function create a luxurious soundscape all around you. The central bass concept using subwoofers makes for an authentic bass sound.



□ **BMW Individual High-End Audio System** features extraordinarily high-performance speakers with exclusive neodymium magnet drives that create an acoustic experience comparable to a live concert. Volume and equaliser settings adjust automatically to the vehicle speed.




■ **AUX-IN socket** for an external audio source such as an MP3 player.

□ **USB/audio interface** enables connection of a USB stick. Music titles stored on this are displayed on the radio display or Control Display (if a BMW Navigation system is fitted). Controlled via multifunction steering wheel, Radio Professional or iDrive Controller. Includes iPod pocket in front armrest.



□ **Preparation for mobile phone with Bluetooth interface**, including hands-free facility, connection for charger and outside aerial. A separately available snap-in adapter enables connection of a Bluetooth-compatible mobile phone, which can also be operated via the iDrive Controller (in conjunction with navigation system). For mobile phone options contact your BMW partner.



■ **Front armrest**, folding, with integrated storage compartment.

□ **Front armrest**, with individual adjustment (shown above).



■ **Window lifts**, electric, at the front and rear, pull/press switch with open/close fingertip control, comfort opening/closing function and trap release on all windows.



■ **6-speed manual transmission** for a very sporty drive. Smooth, with perfect ratios and precise, short-throw gearshifts. The addition of a sixth gear and the reduced spacing of gear ratios mean that you can make even more individual use of the engine power provided (not available on 335d).



□ **6-speed automatic transmission** with Steptronic and ATM (Adaptive Transmission Management). The gearshift mechanism enables very fast, immaculate gear changes – for truly dynamic performance (standard on 335d, not available on 318d).



□ **Sports leather steering wheel with paddles** and multifunction buttons for a sporty gearshift experience – without taking your hands off the wheel (available for six-cylinder models, only in combination with 6-speed automatic transmission).

□ **M leather sports steering wheel with paddles** and multifunction (available for six-cylinder models, only in combination with 6-speed automatic transmission).

■ Standard equipment

□ Optional equipment



■ **Standard seats** (shown here in optionally available Dakota leather Grey) with manual seat adjustment, including seat height adjustment for driver and front passenger seat.



□ **Seat adjustment, partly electric**, for front seats, with electric seat height and backrest adjustment, and manual adjustment of fore/aft position and seat angle.

□ **Seat adjustment, electric**, functions as for partly electric adjustment, plus electric fore/aft and seat angle adjustment, and memory function for driver's seat and exterior mirrors (incl. automatic parking function).



□ **Seat heating** for driver and front passenger (three settings): seat surface, sides and backrest are heated and quickly radiate comfortable warmth.



□ **Sports seats** for driver and front passenger (shown here in optionally available Dakota leather Beige). Optimum lateral support is ensured by continuously variable electric backrest width adjustment. Seat height, backrest and seat angle as well as thigh support are manually adjustable.



□ **Lumbar support for driver and front passenger**, electrically adjustable horizontally and vertically, for ergonomically perfect seat position and support of the back muscles.



□ **Storage compartment package** with luggage nets on front seat backs (standard on six-cylinder models), two fold-out cupholders at the front and storage compartments on the driver's side and in the rear. Two 12 V sockets complement this package.

■ Standard equipment

□ Optional equipment



□ **Panorama glass sliding/vent roof**, electric, sliding front section, both front and rear sections can be raised; with wind deflector and comfort opening function via the car's remote control unit, including front reading lights and illuminated vanity mirrors.



□ **Interior mirror**, with front reading lights, automatic anti-glare function and large surface area. Glare from following vehicles is reduced when the amount of incident light exceeds a defined limit.

□ **Garage door opener** for added convenience. The self-teaching remote control unit enables you to open and close your garden gate or garage door from within your vehicle.



□ **Alarm system**: In the event of an attempted break-in or any tampering with the vehicle, the alarm system emits an acoustic signal and immediately switches on the hazard warning lights.



□ **Comfort access system** for opening and locking the vehicle without having to operate the radio remote control. It's enough to have the ignition key in your pocket, briefcase or handbag. In addition, the engine can be started without the need for a key, using the Start/Stop button.

■ Standard equipment

□ Optional equipment



□ **Luggage compartment package** with segmentable underfloor storage bin, removable waterproof folding box, luggage compartment floor net and luggage net (left), reversible floor mat with integrated protective cover.



■ **Loading area cover** with divider net provides protection from prying eyes, and keeps luggage items safe when the driver has to brake hard.



■ **Rear seat backrest**, with asymmetric 60/40-split folding option. Each section can be folded down separately.



■ **Comfort opening:** When you open the rear window, the loading area cover is automatically raised, allowing for comfortable storage and unloading of luggage items. If required, this function can also be used when opening the tailgate.



□ **Ski bag** (in conjunction with through-loading system) for clean and safe transportation of up to four pairs of skis with up to four people on board. If the ski bag is not required, you can save space by tucking it away out of sight.



■ **Two rear cupholders**, integrated into the centre armrest.



□ **Two cupholders at the front** (in conjunction with storage compartment package), integrated into the dashboard.

■ Standard equipment

□ Optional equipment

□ **M sports package:** The special aerodynamics package makes for a visually consistent exterior, with two BMW light-alloy wheels (17" or 18"). The foglights, M sports suspension, chrome tailpipes and high-gloss Satin Chrome complement this look. In the interior, sports seats with exclusive cloth/Alcantara upholstery, the M leather steering wheel, Brushed Aluminium Glacier Silver fine-grain interior trim and an Anthracite headliner create an equally dynamic ambience. The finishing touches are provided by the M door sill finishers, M footrest and shortened shift lever knob. Also available with the exclusive exterior colour Le Mans Blue metallic.

Rear apron: The integrated diffuser makes for a dynamic appearance, which is further enhanced by the rear spoiler and side skirts.



Front air dam: A sportier design featuring an integrated spoiler, for even more muscular looks.



BMW light-alloy wheels double-spoke styling 194 M with mixed runflat tyres: 8 J x 17" wheels and 225/45 R 17 tyres at front, 8.5 J x 17" wheels and 255/40 R 17 tyres at rear.



□ **BMW light-alloy wheels star-spoke styling 193 M with mixed runflat tyres:** 8 J x 18" wheels and 225/40 R 18 tyres at front, 8.5 J x 18" wheels and 255/35 R 18 tyres at rear.



M leather steering wheel: Provides excellent grip due to its thicker rim. The integrated (optional) multifunction buttons can be used to operate the radio, CD player and telephone (if present).



Brushed Aluminium Glacier Silver, fine-grain interior trim: The sporty appearance of this trim emphasises the dynamic look and feel of the interior.



Sports seats: For optimum lateral support. The exclusive Blue Shadow cloth/Alcantara upholstery underlines the high-quality appeal of this equipment option.

■ Standard equipment □ Optional equipment — Not available

[illegible][illegible][illegible]

■ Standard equipment
 □ Optional equipment
 — Not available

Wheels	318i	320i	325i	330i	335i	318d	320d	325d	330d	335d
Runflat tyres and indicator	■	■	■	■	■	■	■	■	■	■
Wheels:										
– Steel wheels with full wheel covers, 7 J x 16", 205/55 R 16 tyres	■	■	—	—	—	■	—	—	—	—
– Light-alloy wheels double-spoke styling 156, 7 J x 16", 205/55 R 16 tyres	□	□	■	—	—	□	■	—	—	—
– Light-alloy wheels star-spoke styling 268, 7 J x 16", 205/55 R 16 tyres	□	□	□	—	—	□	□	—	—	—
– Light-alloy wheels double-spoke styling 155, 7 J x 16", 225/50 R 16 tyres	□	□	□	—	—	□	□	—	—	—
– Light-alloy wheels star-spoke styling 158, 8 J x 17", 225/45 R 17 tyres	□	□	□	■	■	□	□	■	■	■
– Light-alloy wheels star-spoke styling 159, 8 J x 17", 225/45 R 17 tyres	□	□	□	□	□	□	□	□	□	□
– Light-alloy wheels radial-spoke styling 160, 8 J x 17", 225/45 R 17 tyres	□	□	□	□	□	□	□	□	□	□
– Light-alloy wheels double-spoke styling 161 with mixed tyres, 8 J x 17" wheels, 225/45 R 17 front tyres, 8.5 J x 17" wheels, 255/40 R 17 rear tyres	□	□	□	□	□	□	□	□	□	□
– Light-alloy wheels ellipsoid-spoke styling 162 with mixed tyres, 8 J x 18" wheels, 225/40 R 18 front tyres, 8.5 J x 18" wheels, 255/35 R 18 rear tyres	□	□	□	□	□	□	□	□	□	□

Interior features	318i	320i	325i	330i	335i	318d	320d	325d	330d	335d
Door sill finishers with BMW lettering , chrome-plated	■	■	■	■	■	■	■	■	■	■
Instrument panel with circular speedometer and rev counter displays, as well as fuel gauge and fuel consumption display	■	■	■	■	■	■	■	■	■	■
Interior trims:										
– Brushed Aluminium, fine-grain	□	□	□	□	□	□	□	□	□	□
– Burr Walnut wood trim	□	□	□	□	□	□	□	□	□	□
– Poplar Grain Natural wood trim	□	□	□	□	□	□	□	□	□	□
– Titanium matt	■	■	■	■	■	■	■	■	■	■
Upholstery:										
– Cloth/leather combination	□	□	□	□	□	□	□	□	□	□
– Dakota leather	□	□	□	□	□	□	□	□	□	□
– Fluid cloth	■	■	■	■	■	■	■	■	■	■

Transmission and technology	318i	320i	325i	330i	335i	318d	320d	325d	330d	335d
4-cylinder in-line diesel engine with 4-valve technology	—	—	—	—	—	■	■	—	—	—
4-cylinder in-line petrol engine with 4-valve technology	■	■	—	—	—	—	—	—	—	—
6-cylinder in-line diesel engine with 4-valve technology	—	—	—	—	—	—	—	■	■	■
6-cylinder in-line petrol engine with 4-valve technology	—	—	■	■	■	—	—	—	—	—
6-speed manual transmission	■	■	■	■	■	■	■	■	■	—
6-speed automatic transmission with Steptronic	□	□	□	□	□	—	□	□	□	■
Active Steering¹ , including Servotronic	—	□	□	□	□	—	□	□	□	□
Auto Start/Stop function² with Shift Point Display	■	■	—	—	—	■	■	—	—	—
Brake Energy Regeneration	■	■	■	■	■	■	■	■	■	■
Common Rail technology	—	—	—	—	—	■	■	■	■	■
Diesel particle filter with straight exhaust tailpipe (318d, 320d), or twin exhaust tailpipe (325d, 330d, 335d)	—	—	—	—	—	■	■	■	■	■
Double-joint spring strut front suspension	■	■	■	■	■	■	■	■	■	■
Double-VANOS	■	■	■	■	■	—	—	—	—	—
Emissions standard: EU4	■	■	■	■	■	■	■	■	■	■
Five-link rear axle	■	■	■	■	■	■	■	■	■	■
High Precision Injection	■	■	■	■	■	—	—	—	—	—
Light-alloy cylinder head	■	■	■	■	■	■	■	■	■	■

¹ Planned availability on 320d as of 4th quarter 2007. Not in combination with all-wheel xDrive system.

² Only in combination with 6-speed manual transmission.

☐ Optional equipment

— Not available

Transmission and technology	318i	320i	325i	330i	335i	318d	320d	325d	330d	335d
M leather steering wheel with paddles and multifunction buttons (only in combination with 6-speed automatic transmission)	—	—	□	□	□	—	—	□	□	□
M sports suspension	□	□	□	□	□	□	□	□	□	□
Power steering	■	■	■	■	■	■	■	■	■	■
Servotronic	■	■	■	■	—	■	■	■	■	—
Sports leather steering wheel with paddles and multifunction (only in conjunction with 6-speed automatic transmission)	—	—	□	□	□	—	—	□	□	□
Turbocharger with variable turbine geometry	—	—	—	—	—	■	■	■	■	—
Twin Turbo	—	—	—	—	■	—	—	—	—	—
Variable Twin Turbo	—	—	—	—	—	—	—	—	—	■
xDrive all-wheel drive , incl. Servotronic	—	—	□	□	□	—	—	—	□	—

[illegible][illegible][illegible]

■ Standard equipment □ Optional equipment — Not available

Interior features	318i	320i	325i	330i	335i	318d	320d	325d	330d	335d
– Sports seats for driver and front passenger, manual adjustment, with electric backrest width adjustment	□	□	□	□	□	□	□	□	□	□
– Standard seats with manual adjustment	■	■	■	■	■	■	■	■	■	■
Steering wheels:										
– Sports leather steering wheel, three spokes, shift lever knob and steering wheel with chrome trim and handbrake lever handle in leather	□	□	□	□	□	□	□	□	□	□
– Leather steering wheel, three spokes, shift lever knob with chrome trim and handbrake lever handle in leather	□	□	□	■	■	□	□	□	■	■
– M leather steering wheel, shift lever knob and handbrake lever handle in Aero leather	□	□	□	□	□	□	□	□	□	□
– Multifunction buttons for steering wheel	□	□	□	□	□	□	□	□	□	□
– Standard steering wheel, three spokes	■	■	■	–	–	■	■	■	–	–
Sun blinds for rear side windows , mechanical	□	□	□	□	□	□	□	□	□	□

Comfort and interior equipment	318i	320i	325i	330i	335i	318d	320d	325d	330d	335d
Alarm system with remote control	□	□	□	□	□	□	□	□	□	□
Armrest at the front , folding, with integrated storage compartment	■	■	■	■	■	■	■	■	■	■
Armrest at the front , movable	□	□	□	□	□	□	□	□	□	□
Centre armrest in the rear , incl. two cupholders	■	■	■	■	■	■	■	■	■	■
Luggage nets on front seat backs	□	□	■	■	■	□	□	■	■	■
Panorama roof , electric, with comfort opening function via car key	□	□	□	□	□	□	□	□	□	□
Personal Profile , personalisation of important operating functions	■	■	■	■	■	■	■	■	■	■
Ski bag	□	□	□	□	□	□	□	□	□	□
Start/Stop button	■	■	■	■	■	■	■	■	■	■
Storage compartment package (including two fold-out cupholders at the front and rear, storage compartment on the driver's side, two 12 V sockets in the rear and nets on the front seat backrests)	□	□	□	□	□	□	□	□	□	□
Trailer tow hitch , with pivot-mounted ball head and trailer stability control	□	□	□	□	□	□	□	□	□	□

Entertainment, communication and information	318i	320i	325i	330i	335i	318d	320d	325d	330d	335d
Navigation system*:										
– Business with 6.5" colour monitor, arrow and map display, DVD drive, MP3 decoder, iDrive Controller, functional bookmarks, 2-tuner reception	□	□	□	□	□	□	□	□	□	□
– Professional with 8.8" colour monitor, arrow and 3D map display, CD and DVD drive, MP3 decoder, iDrive Controller, functional bookmarks, 2-tuner reception	□	□	□	□	□	□	□	□	□	□
– Professional or Business with preparation for mobile phone with Bluetooth interface, Telematics compatible (incl. BMW Assist*)	□	□	□	□	□	□	□	□	□	□
– TV function for analogue and digital reception	□	□	□	□	□	□	□	□	□	□
– Voice control system (in combination with navigation system*)	□	□	□	□	□	□	□	□	□	□
Radio/audio:										
– AUX-IN connection	■	■	■	■	■	■	■	■	■	■
– BMW Individual High-End Audio System	□	□	□	□	□	□	□	□	□	□
– CD changer (6 CDs), incl. MP3 decoder	□	□	□	□	□	□	□	□	□	□
– DAB tuner with additional reception of audio programs	□	□	□	□	□	□	□	□	□	□
– HiFi loudspeaker system	□	□	□	□	□	□	□	□	□	□
– HiFi System Professional LOGIC7	□	□	□	□	□	□	□	□	□	□
– RadioBMW Business CD, incl. MP3 decoder	■	■	■	■	■	■	■	■	■	■
– RadioBMW Professional CD, incl. MP3 decoder	□	□	□	□	□	□	□	□	□	□
– USB/audio interface	□	□	□	□	□	□	□	□	□	□
Telematics services*: BMW Assist/BMW Online	□	□	□	□	□	□	□	□	□	□
Telephone , preparation for mobile phone with Bluetooth interface	□	□	□	□	□	□	□	□	□	□

* Not available in all countries. Please consult your BMW partner.

[illegible]

Engine ^{3,4}		318i	320i	325i	330i	335i	318d	320d	325d	330d	335d ⁷
Cylinders/valves		4/4	4/4	6/4	6/4	6/4	4/4	4/4	6/4	6/4	6/4
Capacity	cc	1995	1995	2996	2996	2979	1995	1995	2993	2993	2993
Stroke/bore	mm	90.0/84.0	90.0/84.0	88.0/85.0	88.0/85.0	89.6/84.0	90.0/84.0	90.0/84.0	90.0/84.0	90.0/84.0	90.0/84.0
Max. output	kW/hp/rpm	105/6000	125/6700	160/6100	200/6700	225/5800	105/4000	130/4000	145/4000	170/4000	210/4400
Max. torque	Nm/rpm	(143/6000)	(170/6700)	(218/6100)	(272/6700)	(306/5800)	(143/4000)	(177/4000)	(197/4000)	(231/4000)	(286/4400)
	hp/rpm	190/4250	210/4250	270/2400–4200	320/2750–3000	400/1300–5000	300/1750–2500	350/1750–3000	400/1300–3250	500/1750–3000	580/1750–2250
Compression ratio	:1	12.0	12.0	12.0	12.0	10.2	16.0	16.0	17.0	17.0	17.0

Transmission		318i	320i	325i	330i	335i	318d	320d	325d	330d	335d ⁷
Standard transmission ratios	I/II:1	4.32/2.46	4.32/2.46	4.32/2.46	4.35/2.50	4.06/2.40	4.00/2.11	5.14/2.83	5.08/2.80	5.08/2.80	4.17/2.34
	III/IV:1	1.66/1.23	1.66/1.23	1.66/1.23	1.67/1.23	1.58/1.19	1.38/1.00	1.80/1.26	1.78/1.26	1.78/1.26	1.52/1.14
	V/VI/R:1	1.0/0.85/3.94	1.0/0.85/3.94	1.0/0.85/3.94	1.0/0.85/3.93	1.0/0.87/3.68	0.78/0.65/3.19	1.0/0.83/4.64	1.0/0.84/4.61	1.0/0.84/4.61	0.87/0.69/3.40
Final drive ratio	:1	3.39	3.46	3.07	3.15	3.08	3.07	2.56	2.35	2.35	2.81

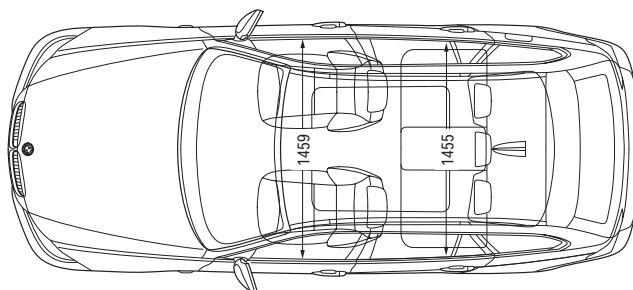

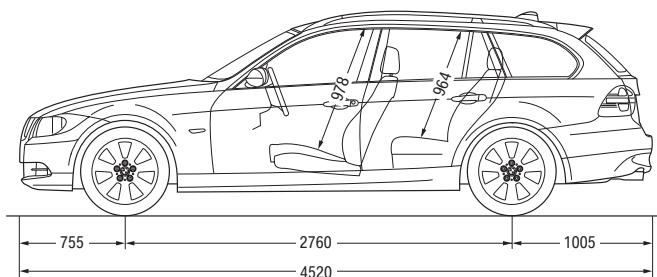
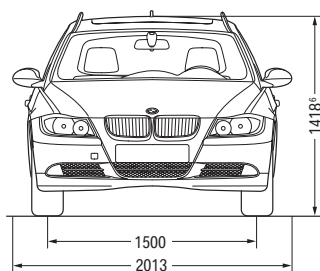
Performance		318i	320i	325i	330i	335i	318d	320d	325d	330d	335d ⁷
Top speed	km/h	210 [210]	226 [224]	248 [246]	250 ⁵ [250 ⁵]	250 ⁵ [250 ⁵]	210	228 [226]	233 [231]	248 [246]	250
Top speed (xDrive)	km/h	–	–	242 [240]	250 ⁵ [250 ⁵]	250 ⁵ [250 ⁵]	–	–	–	238 [236]	–
Acceleration 0–100 km/h	sec	9.5 [10.4]	8.4 [9.2]	6.9 [7.3]	6.2 [6.4]	5.7 [5.9]	9.6	8.1 [8.3]	7.6 [7.7]	6.8 [6.9]	6.3
Acceleration 0–100 km/h (xDrive)	sec	–	–	7.7 [8.1]	6.4 [6.6]	5.6 [5.7]	–	–	–	6.7 [6.8]	–
Acceleration 80–120 km/h in 4th/5th/6th gear (with standard transmission)	sec	9.9/13.1/–	8.7/11.5/–	7.6/9.4/–	6.5/8.0/–	5.5/6.5/–	8.8/11.8/–	6.9/8.8/–	6.7/8.5/–	5.2/6.7/–	–
Acceleration 80–120 km/h in 4th/5th/6th gear (xDrive)	sec	–	–	8.9/11.0/–	7.3/9.3/–	6.1/7.3/–	–	–	–	5.5/7.0/–	–

Fuel consumption ^{3,4}		318i	320i	325i	330i	335i	318d	320d	325d	330d	335d ⁷
Urban	l/100 km	8.0 [8.6]	8.5 [9.1]	9.9 [9.8]	10.0 [10.1]	13.4 [13.2]	5.8	6.1 [7.3]	7.9 [8.4]	8.3 [9.1]	9.2
Urban (xDrive)	l/100 km	–	–	11.0 [10.9]	11.1 [11.1]	14.2 [13.9]	–	–	–	9.2 [9.8]	–
Extra-urban	l/100 km	4.9 [5.3]	4.9 [5.3]	5.6 [5.7]	5.7 [5.8]	6.9 [7.0]	4.2	4.2 [4.6]	4.9 [5.4]	5.0 [5.3]	5.4
Extra-urban (xDrive)	l/100 km	–	–	6.2 [6.3]	6.3 [6.3]	7.2 [7.4]	–	–	–	5.6 [5.8]	–
Combined	l/100 km	6.0 [6.5]	6.2 [6.7]	7.2 [7.2]	7.3 [7.4]	9.3 [9.3]	4.8	4.9 [5.6]	6.0 [6.5]	6.2 [6.7]	6.8
Combined (xDrive)	l/100 km	–	–	8.0 [8.0]	8.1 [8.1]	9.8 [9.8]	–	–	–	6.9 [7.3]	–

Fuel consumption^{3,4}		318i	320i	325i	330i	335i	318d	320d	325d	330d	335d⁷
CO ₂ emissions	g/km	144 [156]	148 [160]	173 [173]	175 [178]	222 [223]	125	131 [146]	158 [172]	163 [176]	178
CO ₂ emissions (xDrive)	g/km	–	–	193 [191]	194 [194]	235 [235]	–	–	–	181 [193]	–
Tank capacity, approx.	l	63	63	63	63	63	61	61	61	61	61

Wheels		318i	320i	325i	330i	335i	318d	320d	325d	330d	335d⁷
Tyre dimensions		205/55 R 16 H	205/55 R 16 V	205/55 R 16 V	225/45 R 17 Y	225/45 R 17 Y	205/55 R 16 H	205/55 R 16 V	225/45 R 17 W	225/45 R 17 Y	225/45 R 17 Y
Wheel dimensions		7 J x 16	7 J x 16	8 J x 17	8 J x 17	8 J x 17	7 J x 16	7 J x 16	8 J x 17	8 J x 17	8 J x 17
Material		Steel	Steel	Light-alloy	Light-alloy	Light-alloy	Steel	Light-alloy	Light-alloy	Light-alloy	Light-alloy

Electrical system		318i	320i	325i	330i	335i	318d	320d	325d	330d	335d⁷
Battery capacity	Ah	90 [70]	90 [70]	80	80	80	90	90 [70]	90	90	90
Alternator output	A	180	180	155 [180]	155 [180]	180	180	180	150	150	180
	W	2520	2520	2170 [2520]	2170 [2520]	2520	2520	2520	2100	2100	2520



All dimensions in millimetres. Luggage compartment capacity (as per VDA standard): 460–1,385 l (16.2–48.9 cu ft), for 335i and 335d: 450–1,375 l (15.9–48.6 cu ft).

¹ The Kerb Weight or Unladen Mass is the mass of the vehicle in running order unoccupied and unladen with all fluid reservoirs filled to nominal capacity including fuel, and with all standard equipment.

² The overall weight for the trailer may not exceed the maximum permitted trailer load plus the maximum permitted towbar download.

³ The petrol engines are designed for RON 98 fuel. They may be run on RON 95 or RON 91 fuel (335i: RON 95 to RON 98 only) with a decrease in engine power.

⁴ Fuel consumption is determined in accordance with the ECE driving cycle made up of approximately one third city traffic and two thirds highway driving (based on the distance covered).

⁵ Electronically limited.

⁶ Height with roof aerial 1,442 mm, with roof rails 1,450 mm.

⁷ Comes with six-speed automatic transmission as standard.

Values in [] apply to vehicles with six-speed automatic transmission.

All optional equipment in this catalogue is available fully installed ex works. For any additional wishes you may have, please see our comprehensive Accessories Catalogue, available from your BMW partner, who will be happy to advise you.

More about BMW

www.bmw.com



Sheer
Driving Pleasure

BMW Recycling.

Your BMW is the product of a comprehensive recycling concept. But what exactly does that mean in practice? It means that all the requirements of recycling are taken into account from the start, in the initial development of a BMW. One example is careful material selection designed to preserve resources and to ensure efficient recycling compatible with the environment. Each BMW is designed and built for simple and economic recycling after its long running life. Since 1994, we have been collecting the know-how required for this purpose at the unique BMW Recycling and Dismantling Centre (RDC) near Munich. At the same time, the BMW Group is establishing a complete network of vehicle recycling facilities within Europe, focusing in the process on the high standards of quality and environmental care that BMW is renowned for. Please contact your BMW partner on all matters regarding your end-of-life vehicle. They will be happy to help.

The models illustrated in this brochure show the specifications for the German market. In part, they include optional equipment and accessories not fitted as standard. According to the specific requirements of other markets, alterations in models, standard and optional equipment, as described in the text and illustrations, may occur. For precise information, please contact your BMW partner. Subject to change in design and equipment. © BMW AG, Munich/Germany. Not to be reproduced wholly or in part without written permission of BMW AG, Munich.

BMW recommends 

