

2008 BMW  
3 Series Coupe

328i  
328xi  
335i  
335xi



The Ultimate  
Driving Machine®





BMW's take on  
freedom of  
expression.

**It will take you from 0 – 60 in 5.3 seconds.<sup>1</sup>  
It will thrill you even faster.**

<sup>1</sup>335i with manual transmission; 5.5 seconds, STEPTRONIC automatic transmission.  
BMW AG test results. Obey local speed laws and always wear safety belts.



Even the newest  
concepts honor  
BMW tradition.





Designed to take your breath away.  
Even before you drive it.







































































































The 3 Series Coupe cockpit:  
your power connection with the road.

Style that transports  
you farther than  
your destination:

The 3 Series Coupe interior.



## Recommended color combinations

Materials	Leatherette <sup>1</sup>		Dakota Leather <sup>2</sup>				
Upholstery color	Cream Beige	Black	Cream Beige	Gray	Coral Red/Black	Saddle Brown/Black	Black
							
<b>Exterior colors</b>							
<b>Non-metallic</b> 300 Alpine White							
<b>Non-metallic</b> A61 Crimson Red							
<b>Non-metallic</b> 668 Jet Black							
<b>Metallic<sup>3</sup></b> 354 Titanium Silver							
<b>Metallic<sup>3</sup></b> A53 Platinum Bronze							
<b>Metallic<sup>3</sup></b> A34 Arctic							
<b>Metallic<sup>3</sup></b> A52 Space Gray							
<b>Metallic<sup>3</sup></b> A22 Sparkling Graphite							
<b>Metallic<sup>3</sup></b> A13 Atlantic Blue							
<b>Metallic<sup>3</sup></b> A51 Montego Blue							
<b>Metallic<sup>3</sup></b> A35 Monaco Blue							
<b>Metallic<sup>3</sup></b> A39 Barbera Red							
<b>Metallic<sup>3</sup></b> A43 Deep Green							
<b>Metallic<sup>3</sup></b> 475 Black Sapphire							
<b>Interior trims</b>							
<b>4AB</b> Dark Burl Walnut Wood <sup>4</sup>							
<b>4AC</b> Light Poplar Wood <sup>5</sup>							
<b>4AS</b> Gray Poplar Wood <sup>5</sup>							
<b>4AD</b> Brushed Aluminum <sup>5</sup>							

<sup>1</sup>Leatherette upholstery: Standard in 328i/328xi and 335i/335xi.

<sup>2</sup>Leather upholstery: Optional, and included in optional 328i/328xi and 335i/335xi Premium Packages.

<sup>3</sup>Metallic exterior paint is optional.

<sup>4</sup>Dark Burl Walnut Wood trim: Standard in 328i/328xi and 335i/335xi.

<sup>5</sup>Light Poplar Wood trim, Gray Poplar Wood trim, and Brushed Aluminum trim: No-cost options in 328i/328xi and 335i/335xi.

■ Standard


□ Optional



■ **Xenon Adaptive Headlights** provide brilliant clarity of the road ahead and to the side at night and in conditions with poor visibility. The dynamic auto-leveling feature adjusts for varying passenger and cargo loads, helping to keep headlight glare out of the eyes of oncoming drivers. BMW Adaptive Headlights provide optimum road illumination around corners, thanks to an electromechanical control system that directs the headlights into and around the bend as soon as the vehicle begins cornering. The Corona light-rings that circle both headlights and high beams also act separately as Daytime Running Lights and parking lights.



■ **Halogen free-form foglights**, integrated into the deep front spoiler, enhance your margin of safety in bad visibility. Ellipsoid free-form technology ensures even light distribution on the road.



■ **Adaptive Brake Lights** increase vehicle visibility and signal the intensity of your braking action.



■ BMW's **distinctive front kidney-shaped grille** features a chrome surround and vertical slats on all 3 Series Coupes.



■ **Roof rail clips and grooves** are designed for the BMW Accessory roof rail system, holding it perfectly in place.

■ Standard

□ Optional



□ **Star Spoke (Style 230) light alloy wheels and run-flat<sup>1</sup> performance tires.<sup>2</sup>** In front: 19 x 8.0 wheels and 225/35 tires; in back: 19 x 9.0 wheels and 255/30 tires.<sup>3</sup> (opt. on 335i, requires optional Sport Package)



□ **Star Spoke (Style 189) light alloy wheels and run-flat<sup>1</sup> performance tires.<sup>2</sup>** In front: 18 x 8.0 wheels and 225/40 tires; in back: 18 x 8.5 wheels and 255/35 tires.<sup>3</sup> (included in 335i Sport Package; opt. on 335xi, requires optional Sport Package)



■ **17 x 8.0 Star Spoke (Style 157) light alloy wheels with 225/45 run-flat<sup>1</sup> all-season tires.** (std. on 328i/328xi)



■/□ **17 x 8.0 Star Spoke (Style 185) light alloy wheels with 225/45 run-flat<sup>1</sup> all-season tires.** (std. on 335i/335xi; included in 328xi Sport Package)



□ **17 x 8.0 V-Spoke (Style 188) light alloy wheels with 225/45 run-flat<sup>1</sup> all-season tires.** (included in 335xi Sport Package)



□ **Cross Spoke (Style 197) light alloy wheels and run-flat<sup>1</sup> performance tires.<sup>2</sup>** In front: 18 x 8.0 wheels and 225/40 tires; in back: 18 x 8.5 wheels and 255/35 tires.<sup>3</sup> (included in 328i Sport Package; opt. on 328xi, requires optional Sport Package)

<sup>1</sup>Run-flat tires do not come equipped with a spare tire.

<sup>2</sup>Performance tires not recommended for driving in ice and snow.

<sup>3</sup>Due to low-profile tires, wheels, tires and suspension parts are more susceptible to road hazard and consequential damages.

■ Standard

□ Optional



□ **Steering wheel-mounted paddle shifters** allow you to shift gears manually without a clutch. This feature comes included in the 3 Series Coupe when it is equipped with optional STEPTRONIC automatic transmission and optional Sport Package.



■ **Eight-way adjustable front seat<sup>1</sup>** (including two-way manually adjustable headrest) is designed and bolstered to provide excellent support and comfort. (shown with iDrive, which is included with optional Navigation system)

<sup>1</sup> Six-way adjustable front passenger seat std. in 328i/328xi; eight-way adjustable std. in 335i/335xi, along with power seats, and driver memory with two pre-sets for seat and exterior mirrors.



■ **Storage compartments** are integrated into both doors. A tilt-out bin below the armrest offers different compartments in which to tuck away sunglasses, change and other small items; a convenient open storage space for maps and larger items is just behind it.



■ **Automatic safety belt assistant** for the two front seats makes buckling up easier by bringing the belt forward whenever you get into the vehicle. As soon as the safety belt is clicked, the arm retracts into its housing. (If the safety belt for an occupied seat isn't used, the arm retracts after one minute or as soon as the vehicle reaches a speed of about 4 mph.)



■ **Rear Console** provides rear-seat occupants with ample storage, both open and covered, and climate controls for rear-cabin airflow rate and temperature. The center fold-down armrest contains two retractable cupholders.



■ **Rear fold-down seats** allow you to load long objects in the trunk by folding down one or both rear seats, as needed.



■ **BMW Ambiance Lighting** adds a touch of elegance to cabin lighting. In addition to soft, white light, turn the headlights on to enjoy the drama of a warm reddish light that runs from front to rear beneath the inner door ledge.

■ Standard

□ Optional



■/□ **Logic7 Surround Sound** anti-theft AM/FM stereo CD/MP3 player audio system provides outstanding sound with 13 speakers and the adjustable surround sound function to create a luxurious soundscape all around you. The subwoofer speakers are in the door sill and produce an authentic bass sound. (std. in 335i/335xi; opt. in 328i/328xi)



■ **Auxiliary input port** lets you connect an external audio source, such as an iPod® or MP3 player.

□ **USB/audio interface** enables connection of a USB stick. Music titles stored on this are displayed on the radio or Navigation screen and can be selected using the multi-function buttons on the steering wheel, or via the iDrive Controller.



□ **HD Radio™** receives free, digital AM/FM broadcasts across the U.S. in clear, static-free quality sound – AM sounds like FM; FM sounds like CD. Also enjoy new “multicast” FM stations, as well as a variety of innovative data services. Can be ordered with Logic7 Surround Sound audio system.<sup>2</sup>

<sup>2</sup> Standard in 335i/335xi; optional in 328i/328xi.

For more information on HD Radio receivers and to find HD Radio AM/FM stations near you, visit [HDRadio.com](http://HDRadio.com).



■ **Dynamic Cruise Control** lets you store and keep to a chosen speed above 20 mph, automatically applying the brakes downhill. It is activated via the left-hand steering column switch, and deactivated by applying the brakes or via the switch.<sup>3</sup>

<sup>3</sup> Cruise Control is not a substitute for the driver's own responsibility in adjusting speed and otherwise controlling the vehicle. After evaluating road, traffic and visibility conditions, the driver decides whether and how the system is used.



■ **Engine Start/Stop button<sup>4</sup>** and remote key control the engine. First, insert the remote key into the starter switch slot. After the electronic identification system confirms that it is the correct remote key, you can start (or later, turn off) the engine by pressing the Start/Stop button.

<sup>4</sup> Foot must be on brake or, with manual transmission, must also depress the clutch in order to start.



■ **The on-board computer** with Check Control provides valuable feedback on the vehicle's operating status: oil level indicator and distance to next service appointment/oil change, as well as other detailed information, such as spark plug and micro-filter status. It also provides travel information: travel range on remaining fuel, external temperature, and more.



■ **Two-way power glass moonroof** with remote, expanded one-touch operation, slides forward or tilts up to let in as much fresh air and sky as you like, while a wind deflector helps keep the wind out. Includes a sliding interior sunshade.


■ Standard

□ Optional



□ **Active Cruise Control** allows the driver to set a desired speed that is automatically maintained in free-flowing traffic. However, as the 3 Series Coupe approaches a slower-moving vehicle ahead, a radar sensor in the front bumper alerts the system. Active Cruise Control will then act to match the speed of the slower vehicle, and remain a set distance behind, pre-selected by the driver. As soon as the lane ahead is clear, Active Cruise Control automatically returns the car to the set speed.<sup>1</sup>

<sup>1</sup> Active Cruise Control is not a substitute for the driver's own responsibility in adjusting speed and otherwise controlling the vehicle. After evaluating road, traffic and visibility conditions, the driver decides whether and how the system is used.



□ **Power sun shade for the rear window** can be conveniently raised and lowered. This feature helps eliminate glare, maintains occupant privacy, and helps keep the cabin temperature pleasant by reflecting intense sunlight.



□ **Park Distance Control** uses ultrasonic sensors in the rear bumper to help you judge the distance to other cars and unseen objects when parking. The beeping becomes faster as your bumper approaches the object, turning into a constant tone when the distance is less than 12 inches.

Shown with optional Navigation system.



□ **BMW Assist™<sup>2</sup> and Bluetooth®** system offers hands-free calling through your BMW-approved **Bluetooth** phone. BMW Assist Safety Plan includes Automatic Collision Notification, Enhanced Roadside Assistance, Remote Door Unlock and more. Also available is an optional Convenience Plan with Directions and Weather information, and Concierge service.



□ **Comfort Access system** offers convenient keyless access to your car. Simply carrying the remote key in a pocket or purse allows you to unlock the doors by touching the door handle. You can also turn the engine on or off by pressing the Start/Stop button<sup>3</sup> without inserting the remote key.

<sup>3</sup>Foot must be on brake or, with manual transmission, must also depress the clutch in order to start.

## Premium Package

Add immeasurably to the enjoyment of your 3 Series Coupe with the Premium Package. Eight-way power-adjustable<sup>1</sup> front seats, upholstered in supple Dakota Leather, offer the customized comfort of four-way adjustable lumbar support and the convenience of seat and exterior mirror memory. At night you'll appreciate the enhanced visibility afforded by the auto-dimming feature of the power-adjustable, folding exterior side-view mirrors, and interior rear-view mirror with digital compass. BMW Assist offers road-going peace of mind, while **Bluetooth**<sup>®</sup> wireless technology lets you make and receive calls without taking your eyes from the road.<sup>2</sup> And the integrated three-button Universal garage-door opener takes the place of up to three separate remote-control devices, helping to eliminate clutter.

<sup>1</sup>Power-adjustable front seats standard in 335i/335xi.

<sup>2</sup>Requires BMW-approved **Bluetooth**-enabled phone.



**Luxurious leather upholstery** cradles driver and passengers in softly gathered comfort. Durable and easy to maintain, a leather interior adds elegance and refinement.

Shown with Saddle Brown Dakota Leather upholstery, Dark Burl Walnut Wood trim, and optional Navigation system.



**BMW Universal garage-door opener** takes the place of up to three remote-control devices. It can activate remote functions outside the vehicle, such as garage-door openers or home-lighting systems. Also shown: the **auto-dimming rear-view mirror** with digital compass.



**Lumbar support** for front seats adds four-way adjustable comfort for the lower back. Lumbar support can be adjusted up/down and in/out.



**BMW Assist**<sup>3</sup> and **Bluetooth** system offers hands-free calling through your BMW-approved **Bluetooth** phone. BMW Assist Safety Plan includes Automatic Collision Notification, Enhanced Roadside Assistance, Remote Door Unlock, TeleService and more. Also available is an optional Convenience Plan with Directions and Weather information, and Concierge service.

## Cold Weather Package

Enjoy winter to the fullest with the Cold Weather Package. There's nothing like the feeling of quick-warming heated front seats on a cold morning, and the reassurance of clean, bright headlights<sup>1</sup> on a stormy night. And for those en route to the slopes, a ski bag neatly holds skis and ski poles.

<sup>1</sup>High-intensity headlight washers standard in 328xi and 335xi.



**Ski bag** allows clean and secure transport of up to four pairs of skis and ski poles. When the ski bag is not extended, the center armrest can be left down for use or folded up.



**Heated front seats** are a welcome feature for driver and front passenger in cooler weather. With the touch of a button, seat surface and backrest are heated and quickly radiate comfortable warmth in your choice of three settings. (With optional iDrive, settings can be further customized.)



Retractable **high-intensity headlight washers** help keep lights clean of ice, mud, road salt and other coatings, for maximum road lighting and enhanced driving safety.

## Sport Package

The Sport Package's larger wheels and run-flat performance tires<sup>1</sup> add to the excitement of the 3 Series Coupe. Specially bolstered sport seats hold you firmly in place during sporty driving maneuvers and cradle you comfortably over long distances. When equipped with the Sport Package and optional STEPTRONIC automatic transmission, the 3 Series Coupe also comes with optional steering wheel-mounted paddle shifters.

<sup>1</sup>Run-flat performance tires optional in 328xi and 335xi with Sport Package. Performance tires not recommended for driving in ice and snow. Due to low-profile tires, please note: wheels, tires and suspension parts are more susceptible to road hazard and consequential damages.



**Cross Spoke (Style 197) light alloy wheels and run-flat<sup>2</sup> performance tires.<sup>3</sup>** In front: 18 x 8.0 wheels and 225/40 tires; in back: 18 x 8.5 wheels and 255/35 tires. (328i Sport Package; opt. on 328xi, requires optional Sport Package)



**17 x 8.0 Star Spoke (Style 185) light alloy wheels with 225/45 run-flat<sup>2</sup> all-season tires.** (328xi Sport Package)



**17 x 8.0 V-Spoke (Style 188) light alloy wheels with 225/45 run-flat<sup>2</sup> all-season tires.** (335xi Sport Package)



**Star Spoke (Style 189) light alloy wheels and run-flat<sup>2</sup> performance tires.<sup>3</sup>** In front: 18 x 8.0 wheels and 225/40 tires; in back: 18 x 8.5 wheels and 255/35 tires. (335i Sport Package; opt. on 335xi, requires optional Sport Package)



**Star Spoke (Style 230) light alloy wheels and run-flat<sup>2</sup> performance tires.<sup>3</sup>** In front: 19 x 8.0 wheels and 225/35 tires; in back: 19 x 9.0 wheels and 255/30 tires. (opt. on 335i, requires optional Sport Package)



**Eight-way adjustable front sport seats** with two-way manual headrests and thigh support make the driving experience more enjoyable. Side bolsters can be power-adjusted to fit your back comfortably while helping to hold you firmly in place during cornering. (328i/328xi requires optional power seats or Premium Package)

Shown with Coral Red Dakota Leather upholstery, Brushed Aluminum interior trim, and optional Navigation system.

<sup>2</sup>Run-flat tires do not come equipped with a spare tire.

<sup>3</sup>Performance tires not recommended for driving in ice and snow. Due to low-profile tires, please note: wheels, tires and suspension parts are more susceptible to road hazard and consequential damages.

Performance and efficiency	328i	328xi	335i	335xi
3.0-liter dual overhead cam (DOHC), 24-valve inline 230-horsepower 6-cylinder engine with composite magnesium/aluminum engine block, Valvetronic, and Double-VANOS steplessly variable valve timing	●	●		
3.0-liter dual overhead cam (DOHC), 24-valve inline turbocharged 300-horsepower 6-cylinder engine with twin-turbo technology and Double-VANOS steplessly variable valve timing			●	●
Electronic throttle control	●	●	●	●
6-speed manual transmission	●	●	●	●
6-speed STEPTRONIC automatic transmission with Adaptive Transmission Control	○	○	○	○
Steering wheel-mounted paddle shifters <sup>1</sup>	○	○	○	○

Handling, ride and braking	328i	328xi	335i	335xi
Dynamic Stability Control (DSC), including Brake Fade Compensation, Start-off Assistant, Brake Drying, and Brake Stand-by features, with Dynamic Traction Control (DTC)	●	●	●	●
Extensive aluminum componentry, including front suspension components (forged-aluminum lower arms, steering knuckle); subframe; steering rack; and brake components	●	●	●	●
Double-pivot type front and five-link rear suspension	●	●	●	●
xDrive all-wheel-drive system		●		●
Front and rear anti-roll (stabilizer) bars	●	●	●	●
Twin-tube gas-pressure shock absorbers	●	●	●	●
Sport suspension calibration	●		●	
4-wheel ventilated anti-lock disc brakes with Dynamic Brake Control (DBC)	●	●	●	●
Engine-speed-sensitive, variable-assist power steering	●	●	●	●
Active Steering with Servotronic power assist	○		○	
Hill Descent Control		●		●

- Standard
- Optional
- Included in Sport Package
- ◇ Included in Premium Package
- ★ Included in Cold Weather Package

<sup>1</sup>When both optional Sport Package and optional STEPTRONIC automatic transmission are ordered, paddle shifters are included.

Exterior	328i	328xi	335i	335xi
17 x 8.0 Star Spoke (Style 157) light alloy wheels, 225/45 run-flat <sup>2</sup> all-season tires	●	●		
17 x 8.0 Star Spoke (Style 185) light alloy wheels, 225/45 run-flat <sup>2</sup> all-season tires		□	●	●
Cross Spoke (Style 197) light alloy wheels, 18 x 8.0 front, 18 x 8.5 rear; 225/40 front, 255/35 rear run-flat <sup>2</sup> performance tires <sup>3</sup>	□	○ <sup>4</sup>		
Star Spoke (Style 189) light alloy wheels, 18 x 8.0 front, 18 x 8.5 rear; 225/40 front, 255/35 rear run-flat <sup>2</sup> performance tires <sup>3</sup>			□	○ <sup>4</sup>
17 x 8.0 V-Spoke (Style 188) light alloy wheels, 225/45 run-flat <sup>2</sup> all-season tires				□
Star Spoke (Style 230) light alloy wheels, 19 x 8.0 front, 19 x 9.0 rear; 225/35 front, 255/30 rear run-flat <sup>2</sup> performance tires <sup>3</sup>			○ <sup>4</sup>	
Tire Pressure Monitor	●	●	●	●
Xenon Adaptive Headlights with auto-leveling	●	●	●	●
Halogen free-form front foglights	●	●	●	●
Retractable, high-intensity headlight washers	★	●	★	●
Heated dual power mirrors and heated windshield washer jets	●	●	●	●
Chrome-plated exhaust tips	●	●	●	●
Metallic paint	○	○	○	○

Interior seating	328i	328xi	335i	335xi
8-way adjustable driver's seat and 6-way adjustable front passenger's seat (includes 2-way headrests)	●	●		
8-way power front seats with 2-way manual headrests and driver memory with 2 pre-sets for seat and exterior mirror positions	○/◇	○/◇	●	●
8-way manual front sport seats with adjustable side bolsters, 2-way manual headrests and thigh support	□	□		
8-way power front sport seats with adjustable side bolsters, 2-way manual headrests and thigh support; driver memory for seat and exterior mirror positions	□ <sup>5</sup>	□ <sup>5</sup>	□	□
4-way adjustable power lumbar support for front seats	◇	◇	◇	◇
Leatherette upholstery	●	●	●	●
Dakota Leather upholstery	○/◇	○/◇	○/◇	○/◇
3-stage heated front seats	○/★	○/★	○/★	○/★
3-spoke leather-wrapped multi-function sport steering wheel with audio and hands-free phone <sup>6</sup> controls	●	●	●	●
Front seatback storage nets	●	●	●	●
Split fold-down rear seats	●	●	●	●
Ski bag	★	★	★	★

- Standard
- Optional
- Included in Sport Package
- ◇ Included in Premium Package
- ★ Included in Cold Weather Package

<sup>2</sup>Run-flat tires do not come equipped with spare tire.

<sup>3</sup>Performance tires are not recommended for driving in snow and ice. Due to low-profile tires, please note: wheels, tires and suspension parts are more susceptible to road hazard and consequential damages.

<sup>4</sup>Sport Package required.

<sup>5</sup>Optional power seats or Premium Package required.

<sup>6</sup>If equipped with optional Premium Package or BMW Assist™ Safety Services with **Bluetooth**® wireless technology. Requires BMW-approved **Bluetooth** enabled mobile phone.

Comfort and convenience	328i	328xi	335i	335xi
Engine Start/Stop button	●	●	●	●
Comfort Access keyless entry with multi-function remote control	○	○	○	○
Automatic climate control – includes micro-filter, automatic air recirculation, left/right temperature control, temperature- and volume-controlled rear outlets, windshield misting sensor, maximum air conditioning, heat at rest, and recall of individual user settings	●	●	●	●
2-way power glass moonroof with “one-touch” operation, sliding interior sunshade, and wind deflector	●	●	●	●
Door storage pockets with covers	●	●	●	●
Front-seat center armrest with climate-controlled storage compartment	●	●	●	●
Front passenger cupholders (dashboard-integrated)	●	●	●	●
Rear seat with fold-down center armrest with dual cupholders, and storage bin with retractable cover	●	●	●	●
Tilt/telescopic steering wheel column	●	●	●	●
Park Distance Control (PDC) (rear only)	○	○	○	○
Interior and power-adjustable folding exterior mirrors with automatic-dimming function; digital interior mirror compass	◇	◇	◇	◇
Power front windows with “one-touch” up/down operation	●	●	●	●
Power rear sunshade	○	○	○	○
Dynamic Cruise Control	●	●	●	●
Active Cruise Control	○	○	○	○
BMW Ambiance interior lighting along doors and side of rear cabin	●	●	●	●
Courtesy lights – include fade in/fade out, actuation from remote, automatic switch-on when engine is turned off, separately controlled left/right front and rear reading lights, front footwell lighting, and illuminated vanity mirrors	●	●	●	●
Ground lighting located in bottom of exterior door handles	●	●	●	●
Automatic safety belt assistant	●	●	●	●
Locking glovebox	●	●	●	●
Electric interior trunk release	●	●	●	●
Rain-sensing windshield wipers and Automatic headlight control	●	●	●	●
Integrated 3-button Universal garage-door opener	◇	◇	◇	◇
Pre-wiring for BMW center installation of mobile phone, alarm system	●	●	●	●

Audio system	328i	328xi	335i	335xi
Anti-theft AM/FM stereo CD/MP3 player audio system with 10 speakers (including 2 subwoofers), Radio Data System (RDS), Auto-Store and 3-channel FM diversity antenna; displays MP3 song title and artist	●	●		
Logic7 Surround Sound anti-theft AM/FM stereo CD/MP3 player audio system with 13 upgraded speakers (including 2 subwoofers), Digital Sound Processing (DSP), Radio Data System (RDS), Auto-Store and 3-channel FM diversity antenna; displays MP3 song title and artist	○	○	●	●
Auxiliary audio input for portable music players located in the center armrest	●	●	●	●
Pre-wiring for BMW center installation of 6-disc CD/MP3 changer, satellite radio	●	●	●	●
SIRIUS Satellite Radio with one-year subscription <sup>7</sup>	○/△	○/△	○/△	○/△
iPod® and USB adaptor (includes cable connector) <sup>7</sup>	○/△	○/△	○/△	○/△
HD Radio™ with “multicast” FM station reception	○	○	○	○
<p>● Standard ○ Optional ◇ Included in Premium Package △ BMW center-installed accessory</p>				

<sup>7</sup>Please visit your authorized BMW center for details.

Instrumentation and controls	328i	328xi	335i	335xi
Service Interval Indicator with miles-to-service readout	●	●	●	●
On-board computer with Check Control – provides feedback on the vehicle's operating status: oil level indicator and distance to next service appointment/oil change, as well as other detailed information, such as spark plug and micro-filter status. It also provides travel information – travel range on remaining fuel, external temperature, and more	●	●	●	●
Navigation system with 16:9 screen and Voice Command system; iDrive system with high-function on-board computer and controller; includes Real Time Traffic Information feature and six programmable memory keys	○	○	○	○

Safety and security	328i	328xi	335i	335xi
Anti-lock braking system (ABS)	●	●	●	●
Adaptive Brake Lights	●	●	●	●
BMW's Advanced Safety System for integrated deployment of passive and active safety features	●	●	●	●
Front and rear Head Protection System (HPS)	●	●	●	●
Automatic safety-belt pretensioners at front seating positions	●	●	●	●
Driver's and passenger's front airbag supplemental restraint system (SRS) with advanced technology: dual-threshold, dual-stage deployment; and front-passenger seat sensors designed to prevent unnecessary airbag deployment	●	●	●	●
Seat-mounted front side-impact airbags	●	●	●	●
Front passenger seat-occupation recognition with Passenger's Airbag Off indicator	●	●	●	●
Interlocking door anchoring system to help protect against door intrusion in side impacts	●	●	●	●
Central locking system with center console switch (leaves gas filler door unlocked), double-lock feature and 2-step unlocking	●	●	●	●
Coded Driveaway Protection	●	●	●	●
Automatic-locking retractors (ALR) on all passenger-seat safety belts for installation of child-restraint seat	●	●	●	●
LATCH attachments on child-restraint safety installation	●	●	●	●
Crash sensor that automatically turns on hazard lights and interior lights, and unlocks doors	●	●	●	●
Programmable Daytime Running Lights	●	●	●	●
Fiber-optics-based MOST-Bus architecture for safety systems <sup>8</sup>	●	●	●	●
BMW Assist™ with <b>Bluetooth</b> ® wireless technology for hands-free calling (with <b>Bluetooth</b> -enabled mobile phone <sup>9</sup> ), phonebook downloading and speech recognition capabilities	○/◇	○/◇	○/◇	○/◇

BMW Services	328i	328xi	335i	335xi
BMW Ultimate Service	●	●	●	●
<div> <p>● Standard ○ Optional ◇ Included in Premium Package △ BMW center-installed accessory</p> <p><sup>8</sup>MOST-Bus is a fiber-optic system responsible for transmitting digital audio and graphics signals/information. <sup>9</sup>Please contact your authorized BMW center for a list of BMW-approved compatible <b>Bluetooth</b> technology enabled mobile phones.</p> </div>				

Premium Package	328i	328xi	335i	335xi
8-way power front seats with 2-way manual headrests and driver memory with 2 pre-sets for seat and exterior mirror positions	○/◇	○/◇	●	●
4-way adjustable power lumbar support for front seats	◇	◇	◇	◇
Dakota Leather upholstery	○/◇	○/◇	○/◇	○/◇
Interior and power-adjustable folding exterior mirrors with automatic-dimming function; digital interior mirror compass	◇	◇	◇	◇
Integrated 3-button Universal garage-door opener	◇	◇	◇	◇
BMW Assist™ with Bluetooth® wireless technology for hands-free calling (with Bluetooth enabled mobile phone <sup>13</sup> ), phonebook downloading and speech recognition capabilities	○/◇	○/◇	○/◇	○/◇

Sport Package	328i	328xi	335i	335xi
Steering wheel-mounted paddle shifters <sup>14</sup>	○	○	○	○
17 x 8.0 Star Spoke (Style 185) light alloy wheels, 225/45 run-flat <sup>15</sup> all-season tires		□	●	●
Cross Spoke (Style 197) light alloy wheels, 18 x 8.0 front, 18 x 8.5 rear; 225/40 front, 255/35 rear run-flat <sup>15</sup> performance tires <sup>16</sup>	□	○ <sup>17</sup>		
Star Spoke (Style 189) light alloy wheels, 18 x 8.0 front, 18 x 8.5 rear; 225/40 front, 255/35 rear run-flat <sup>15</sup> performance tires <sup>16</sup>			□	○ <sup>17</sup>
17 x 8.0 V-Spoke (Style 188) light alloy wheels, 225/45 run-flat <sup>15</sup> all-season tires				□
Star Spoke (Style 230) light alloy wheels, 19 x 8.0 front, 19 x 9.0 rear; 225/35 front, 255/30 rear run-flat <sup>15</sup> performance tires <sup>16</sup>			○ <sup>17</sup>	
8-way manual front sport seats with adjustable side bolsters, 2-way manual headrests and thigh support	□	□		
8-way power front sport seats with adjustable side bolsters, 2-way manual headrests and thigh support; driver memory for seat and exterior mirror positions	□ <sup>18</sup>	□ <sup>18</sup>	□	□

Cold Weather Package	328i	328xi	335i	335xi
Retractable, high-intensity headlight washers	★	●	★	●
3-stage heated front seats	○/★	○/★	○/★	○/★
Ski bag	★	★	★	★

- Standard
- Optional
- Included in Sport Package
- ◇ Included in Premium Package
- ★ Included in Cold Weather Package
- △ BMW center-installed accessory

<sup>13</sup>Please contact your authorized BMW center for a list of BMW-approved Bluetooth® technology enabled mobile phones.

<sup>14</sup>When both optional Sport Package and optional STEPTRONIC automatic transmission are ordered, paddle shifters are automatically added.

<sup>15</sup>Run-flat tires do not come equipped with spare tire.

<sup>16</sup>Performance tires are not recommended for driving in snow and ice. Due to low-profile tires, please note: wheels, tires and suspension parts are more susceptible to road hazard and consequential damages.

<sup>17</sup>Sport Package required.

<sup>18</sup>Optional power seats or Premium Package required.

Stand-alone optional equipment	328i	328xi	335i	335xi
Dakota Leather upholstery	○	○	○	○
Metallic paint	○	○	○	○
Cross Spoke (Style 197) light alloy wheels, 18 x 8.0 front, 18 x 8.5 rear; 225/40 front, 255/35 rear run-flat <sup>15</sup> performance tires <sup>16</sup>		◊ <sup>17</sup>		
Star Spoke (Style 189) light alloy wheels, 18 x 8.0 front, 18 x 8.5 rear; 225/40 front, 255/35 rear run-flat <sup>15</sup> performance tires <sup>16</sup>				◊ <sup>17</sup>
Star Spoke (Style 230) light alloy wheels, 19 x 8.0 front, 19 x 9.0 rear; 225/35 front, 255/30 rear run-flat <sup>15</sup> performance tires <sup>16</sup>			◊ <sup>17</sup>	
Light Poplar Wood interior trim <sup>19</sup>	○	○	○	○
Brushed Aluminum interior trim <sup>19</sup>	○	○	○	○
Gray Poplar Wood interior trim <sup>19</sup>	○	○	○	○
6-speed STEPTRONIC automatic transmission	○	○	○	○
Steering wheel-mounted paddle shifters <sup>14</sup>	○	○	○	○
Active Steering with Servotronic power assist	○		○	
Comfort Access keyless entry	○	○	○	○
Power rear sunshade	○	○	○	○
8-way power front seats	○	○	●	●
3-stage heated front seats	○	○	○	○
Park Distance Control (PDC) (rear only)	○	○	○	○
Active Cruise Control	○	○	○	○
Navigation system with 16:9 screen and Voice Command system; iDrive system with high-function on-board computer and controller; includes Real Time Traffic Information feature	○	○	○	○
BMW Assist <sup>TM12</sup> with Bluetooth <sup>®</sup> wireless technology for hands-free calling (with Bluetooth enabled mobile phone <sup>13</sup> ), phonebook downloading and speech recognition capabilities	○	○	○	○
SIRIUS Satellite Radio with one-year subscription	○/△	○/△	○/△	○/△
Logic7 Surround Sound audio system	○	○	●	●
HD Radio <sup>TM</sup> with "multicast" FM station reception	○	○	○	○
iPod <sup>®</sup> and USB adaptor (includes cable connector) <sup>20</sup>	○/△	○/△	○/△	○/△
<div> <p>● Standard</p> <p>○ Optional</p> <p>□ Included in Sport Package</p> <p>◊ Included in Premium Package</p> <p>★ Included in Cold Weather Package</p> <p>△ BMW center-installed accessory</p> </div> <div> <p><sup>19</sup>No-cost option.</p> <p><sup>20</sup>Please visit your authorized BMW center for details.</p> </div>				

Weight		328i	328xi	335i	335xi
Unladen	lbs	3351 (3417)	3582 (3627)	3571 (3582)	3759 (3770)
Weight distribution, front/rear					
Manual transmission	%	50.3/49.7	52.9/47.1	51.2/48.8	52.8/47.2
Automatic transmission	%	50.6/49.4	52.9/47.1	51.4/48.6	52.9/47.1

Engine		328i	328xi	335i	335xi
Liter/type/valves per cylinder		3.0/inline 6/4	3.0/inline 6/4	Turbocharged 3.0/inline 6/4	Turbocharged 3.0/inline 6/4
Bore/stroke	inch	3.35/3.46	3.35/3.46	3.31/3.53	3.31/3.53
Nominal output/rpm	hp	230/6500	230/6500	300/5800	300/5800
Maximum torque/rpm	lb-ft	200/2750	200/2750	300/1400-5000	300/1400-5000
Compression ratio	:1	10.7	10.7	10.2	10.2
Fuel grade		unleaded premium	unleaded premium	unleaded premium	unleaded premium

Transmission		328i	328xi	335i	335xi
Manual gear ratios					
I/II	:1	4.32/2.46	4.35/2.50	4.06/2.40	4.06/2.40
III/IV	:1	1.66/1.23	1.66/1.23	1.58/1.19	1.58/1.19
V/VI/R	:1	1.00/0.85/3.94	1.00/0.85/3.93	1.00/0.87/3.68	1.00/0.87/3.68
Final drive ratio	:1	3.23	3.38	3.08	3.08
Automatic gear ratio					
I/II	:1	4.07/2.37	4.07/2.37	4.17/2.34	4.17/2.34
III/IV	:1	1.55/1.16	1.55/1.16	1.52/1.14	1.52/1.14
V/VI/R	:1	0.85/0.67/3.20	0.85/0.67/3.20	0.87/0.69/3.40	0.87/0.69/3.40
Final drive ratio	:1	3.73	3.91	3.46	3.46

Performance		328i	328xi	335i	335xi
Drag coefficient	C <sub>d</sub>	0.28	0.30	0.30	0.30
Top speed <sup>1</sup>	mph	130 [150]	130 [150]	130 [150]	130 [150]
Acceleration 0-60 mph <sup>2</sup>					
Manual transmission	sec	6.2	6.8	5.3	5.2
Automatic transmission	sec	(6.8)	(7.0)	(5.5)	(5.3)

Figures in ( ) apply to vehicles with automatic transmission.

Figures in [ ] apply to vehicles with Sport Package.

<sup>1</sup> Top speed limited electronically.


<sup>2</sup> BMW AG test results. Actual acceleration results may vary, depending on specification of vehicle; road and environmental conditions; testing procedures and driving style. These results should be used for comparison only and verification should not be attempted on public roads. BMW urges you to obey all posted speed laws and always wear safety belts.

<sup>3</sup> Please refer to [bmwusa.com](http://bmwusa.com) for fuel consumption information. EPA-estimated figures are for comparison purposes only. Your actual mileage will vary, depending on speed, driving habits, trip length and driving conditions; actual mileage may be lower.

Fuel consumption <sup>3</sup>		328i	328xi	335i	335xi
Manual transmission – City/Highway	mpg	18/28	17/25	17/26	16/25
Automatic transmission – City/Highway	mpg	19/28	17/25	17/26	17/25

Tires and wheels		328i	328xi	335i	335xi
Tire dimensions	standard	225/45	225/45	225/45	225/45
Wheel dimensions	standard	17 x 8.0	17 x 8.0	17 x 8.0	17 x 8.0
Material	standard	light alloy	light alloy	light alloy	light alloy

Brakes		328i	328xi	335i	335xi
Front – diameter	inch	12.3	12.3	13.7	13.7
Rear – diameter	inch	11.8	11.8	13.2	13.2



## **BMW and the environment.**

BMW is a strong proponent of the environment and social responsibility. It is important to manage the earth's resources responsibly, and not jeopardize the needs of future generations. That is why BMW makes vehicles that minimize adverse environmental impact, from production (pollution prevention and waste minimization at the plant) through owner use (low emissions) to eventual disposal (easy drainability of all fluid-related components and easy neutralization of all pyrotechnic devices).

This effort has been recognized worldwide and, as a result, we are pleased to have received numerous environmental honors. In the U.S., for example, the Environmental Protection Agency accepted BMW's Spartanburg, SC production and manufacturing facility as a charter member of the agency's National Environmental Performance Track. Internationally, BMW AG – the parent company of both BMW of North America and BMW Manufacturing Co., Spartanburg, SC – was the first automotive company to be represented on the Dow Jones Sustainability Group Index, and has remained on the Index ever since. At BMW, we strive for high performance in everything we do.

U.S. Importer: BMW of North America, LLC, Woodcliff Lake, NJ 07677. All illustrations and specifications contained in this brochure are based on the latest product information available at the time of printing. BMW reserves the right to make changes at any time, without notice, in colors, materials, equipment, specifications and models. BMW may, subject to legal requirements, determine the Model Year designation of its vehicles. The Model Year designation on any particular model may be longer or shorter than 12 months. Some vehicles pictured may contain non-U.S. equipment. Some models may be shown with optional equipment. While BMW NA makes all reasonable efforts to provide accurate information in this brochure, there is no guarantee or warranty of accuracy. Furthermore, we do not assume any liability for the accuracy or completeness of information presented. This brochure shall not be used or relied upon as a substitute for information that is available from your BMW center. Further information can be obtained from your authorized BMW center or [bmwusa.com](http://bmwusa.com).

©2008 BMW of North America, LLC. Not to be reproduced wholly or in part without written permission of BMW NA. The BMW name, model names and logo are registered trademarks.

The **Bluetooth** word mark and logos are owned by the **Bluetooth SIG**, Inc. and any use of such marks by BMW is under license. iPod is a registered trademark of Apple Inc. Other trademarks and trade names are those of their respective owners.

**More about BMW**

bmwusa.com  
1-800-334-4BMW



**The Ultimate  
Driving Machine®**

