



## Information SWT - Enable Codes (FSC)

### Parts

Führungskreis
Marketing
Verkauf Neue Automobile
Verkauf Gebrauchte Automobile
After Sales
Verwaltung

#### Introduction

The usage of so called Enable Codes\* enables the one to one binding of special functions and components to vehicles. Enable Codes unlock value added functions or components and will be used directly in the dealer units. The usage of this functions or components without the Enable Codes is not possible.

A FSC is a special security data record, which can be ordered with the regular part order process and downloaded in ASAP (Internet Download).

#### Searching Enable Codes in ASAP

If login is successful car dealers find the Enable Codes download area as follows:

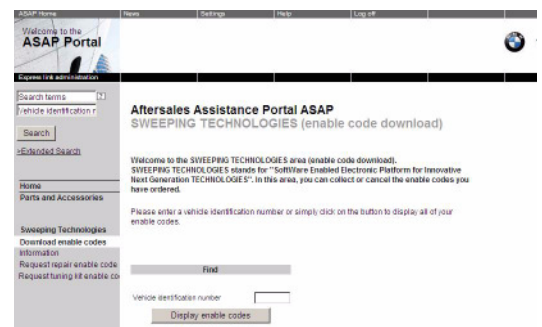
- Navigate to link **"Parts and Accessories"**
- Under link **"Sweeping Technologies"** are the following items:
  - „Download enable code“
  - „Information“
  - „Request Repair codes“
  - „Request tuning kit enable codes“

In area "Download enable codes" the ordered FSC\* can be find with a search mask. There are the following search options:

- **Input Vehicle Identification Number:** Enter the VIN and press button "Display enable codes" will display all FSCs, which were ordered for this vehicle in last 30 days.
- **Listing of all ordered FSC:** Pressing the button "Display enable codes" without input of VIN, all FSCs will be displayed, which were ordered for this dealer number in last 30 days.

\* Enable Code is the English expression for "Freischaltcode (FSC)"

The search starts with pressing the button "Display enable codes".




The search results show following information for each Enable Code:

- Vehicle Identification Number
- Order-ID
- Part number or "Repair-Kit/ Tuning-Kit"
- [optional] Information about FSC order (e.g. see below)
- Upload Date Enable Code (when FSC was send to ASAP)
- [optional] buttons (Download) and (Cancellation) (different possibilities, e.g. gratis Repair FSC only with Download button)

Vehicle identification number	Order-ID	Part number	Upload date		
A430141	130079	65902150209	20 Nov 2009 14:54		
VK05951	115087	65902150209	16 Nov 2009 16:59		
KY13591	115839	65902150209	16 Nov 2009 16:24		
A705425	115389	65902150209	17 Nov 2009 15:05		
A548223	070416	65902150209	03 Nov 2009 16:02		
A548223	069537	65902150209	03 Nov 2009 13:30		
A548223	069528	65902150209	03 Nov 2009 13:29		

# Information SWT - Enable Codes (FSC)

## Download Enable Code

Pressing the button  downloads the Enable Code Files from ASAP to the car dealer's PC. Before saving the Enable Code Files, attention will be point out to agree with the following advice:

### Important: Code for enabling functions

Please note that the FSC will be loaded from ASAP when the download button has been pressed. It is not possible to return an FSC to BMW or to have the purchase price reimbursed or credited once the FSC has been downloaded from ASAP.

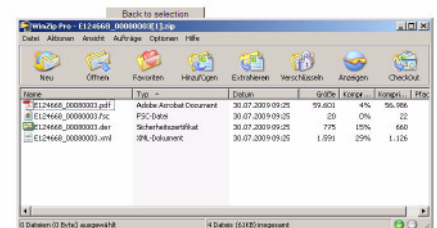
BMW uses an ASAP protocol function that saves relevant information about user data and date or time of Status Release Code downloads. In cases of doubt BMW will be able to supply the evidence of provision compared to the car dealer and is authorized to decline the redemption.

## Enable Code Certificate for Navigation Map Data

### Aftersales Assistance Portal ASAP SWEEPING TECHNOLOGIES (enable code download)

If the download has not started automatically or you want to load once again, simply click here on the "Load enable code" button or use the "Back to start" button and the query form to start the download again.


Please click if the download does not start automatically



For Navigation Map Enable codes in the downloaded ZIP file is a PDF document available. The PDF contained the 20-digit Enable code. The printed document is for manually input of the Enable code by programming system or input by iDrive controller (e.g. Map Update by customer).

The printed PDF document is always hand over to the customer.

## Cancel Enable Code

Pressing the button  cancels the order of the Enable Code in ASAP. An order for cancellation of a Enable Code is only possible under the following conditions:

- The Enable Code is just provided in ASAP and is not taken out (after a 30 day provision, the Enable Code is taken out of ASAP for safety reasons).
- The Enable Code was not downloaded before the car dealer requests the cancellation.

A successful cancellation will be confirmed. After cancellation it is not possible to download the Enable Code again.


# Information SWT - Enable Codes (FSC)

## Information about FSC order

The following text messages are possible about the state of an Enable Code order:

Message	Comment
No delivery possible. Please check part number.	<p>The delivery of this Enable Code is not legally allowed. A retried order will have the same result.</p> <p>Please check the part number for purpose of use (Retrofit vs. Repair).</p> <p>Frequently cause of error: The car dealer ordered a Repair Enable Code (free of charge), but the car doesn't have this option/function. To retrofit this option/function the car dealer needs to order the Retrofit Enable Code (pay costs) (different part numbers!).</p>
Cancellation successful.	<p>The cancellation of this order was successful. It is not possible to download the Enable Code after cancellation. If it is necessary to get the Code after cancellation, a new order is required.</p>
Inquiry not currently possible, please repeat later.	<p>Because of maintenance jobs or malfunctions it is currently not possible to complete the execution. Please retry the action at later time.</p>

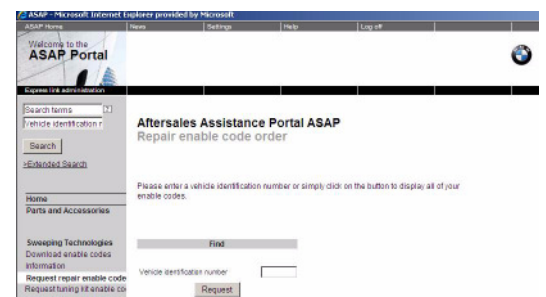
## Request Repair codes

Using the page "Request Repair codes" Enable codes for use case "Repair" can be requested without an order in ordering systems. Input of Vehicle Identification Number (7-digit) and pressing the button "Request" start the processing. If there are no Repair Enable codes in system, the message "No data" appears. If there are Repair Enable codes in system, the button inscription changes to "Download". With pressing this button the Repair Kit is displayed on page "Download Enable codes". It can be downloaded by pressing the button .

Attention! All in the system available Repair codes (codes that are used in vehicle up to now) will be delivered in Repair Kit.

All Enable codes must be saved on an appropriate storage medium, the programming system will select the needed code automatically.

**Please note: For repairing Night Vision Camera or Night Vision ECU new Enable codes are necessary. This new codes are delivered on CDs further on. (order required)**





# Information SWT - Enable Codes (FSC)

## Request tuning kit enable codes

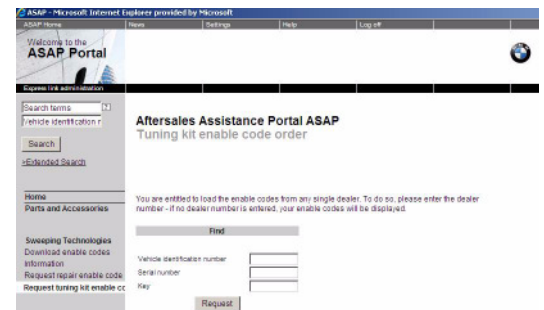
On page "Request tuning kit enable codes" codes for tuning- or performance kits can be requested without an order in ordering systems. To request the Enable code the following data need to be filled into the input fields:

- Vehicle identification number: 7-digit vehicle identification number
- Serial number: 9-digit serial number of the tuning kit (from certificate/envelope in the tuning kit)
- Key: 12-digit key of the tuning kit (from certificate/envelope in the tuning kit)

After filling the fields and pressing the button "Request" the button will change to "Download". With pressing this button the enable code will be displayed and can be downloaded with button  or canceled with button .

After cancellation the Enable code can be requested again with the same serial number and key for another or the same vehicle. When the Enable code is downloaded, the serial number is locked and cannot be used again.

**Attention:** If there is a request with wrong data (e.g. wrong serial number or key) a message "Input data error" will displayed. After 10 wrong requests the serial number is locked! Then the message "serial number locked" is displayed.



The screenshot shows the ASAP Portal interface in a Microsoft Internet Explorer browser window. The page title is "Welcome to the ASAP Portal". The main heading is "Aftersales Assistance Portal ASAP" with the subtitle "Tuning kit enable code order". A message states: "You are entitled to load the enable codes from any single dealer. To do so, please enter the dealer number - if no dealer number is entered, your enable codes will be displayed." Below this is a "Find" section with input fields for "Vehicle identification number", "Serial number", and "Key", followed by a "Request" button. On the left sidebar, there are links for "Home", "Parts and Accessories", "Swapping Technologies", "Download enable codes information", "Request repair enable code", and "Request tuning kit enable code".

Tuning kit enable codes can only be requested in ASAP, an order in usual ordering systems is not possible.

**Please note:** With this function the request of the enable code can be done one-time and be downloaded 30 days. For repairing the vehicle function (for example ecu change) please use the "Request Repair codes" function.